

Parent Letter:

How to help your child read



Dive into Reading!

Help! My child does not like to read! How can I help them?
There are a lot of misconceptions when it comes to helping your child read. Forcing your child to sit and silently read a book might be turning them away from reading. There are so many things you can do to encourage reading and make it fun so that eventually they actually want to pick up a book and read independently! Follow these simple tips and you will see your child plunge into reading all on their own.

Create a Text Rich Home
Fill your home with reading materials. You don't have to spend a lot of money to do this.

1. Utilize your local library. Let them explore the library and choose a variety of texts (books, magazines, newspapers, comic books, etc.)
2. Goodwill and thrift stores are great places to purchase materials at a discount.
3. Check your local Craigslist ads. There are many people out there willing to sell or give away their children's books because they've outgrown them or they're just trying to clean house.

Remember... Try not to take on everything all at once. Pick 1 or 2 changes at home weekly and make it part of your routine.

Choose Appropriately
Use the 5 finger rule:

- Open a book and have them read one complete page.
- If they do not know 5 or more words, the book may be too difficult.
- If they know all the words, and make very little errors, the book is too easy.
- Help them choose books that they are interested in. Discover their favorite topic or genre (fairytale, adventure, science, technology, animals, etc.)

Non-book Reading
Encourage reading together with your family anywhere and everywhere! Here are some examples of places and things that have text that you or your child can read out-loud and discuss: flyers and bills in the mail, billboards, street signs, store ads, receipts, cereal boxes and other food labels, instruction manuals, words on TV, computer, or tablet.

Are they reading?

The Don'ts

- ❌ Pick books that are too easy or too hard
- ❌ Let them get frustrated
- ❌ Cut them off
- ❌ Rush their reading
- ❌ Set a concrete time to finish
- ❌ Let them go on reading for too long without checking for understanding
- ❌ Assume they don't need help
- ❌ Force them and make it a chore

Be a Reading Role Model
Your kids look up to you. They will model your every move. This includes your reading habits too! Make it known that you are actively reading. Pick up a book, magazine, or read from the computer or tablet. They will notice and most likely ask you about it.

To keep it simple, have them write a sentence or two about what they read at home.

Easy Parent Tips Grades 2nd-6th



Dive into Reading!



Help! My child does not like to read! How can I help them?

There are a lot of misconceptions when it comes to helping your child read. Forcing your child to sit and silently read a book might be turning them away from reading. There are so many things you can do to encourage reading and make it fun so that eventually they actually want to pick up a book and read independently! Follow these simple tips and you will see your child plunge into reading all on their own.

Create a Text Rich Home

Fill your home with reading materials. You don't have to spend a lot of money to do this.

1. Utilize your local library. Let them explore the library and choose a variety of texts (books, magazines, newspapers, comic books, etc.)
2. Goodwill and thrift stores are great places to purchase materials at a discount.
3. Check your local craigslist ads. There are many people out there willing to sell or give away their children's books because they've out grown them or they're just trying to clean house.

Remember... Try not to take on everything all at once. Pick 1 or 2 changes at home weekly and make it part of your routine.

Choose Appropriately

Use the 5 finger rule:

- Open a book and have them read one complete page.
- If they do not know 5 or more words, the book may be too difficult.
- If they know all the words, and make very little errors, the book is too easy.
- Help them choose books that they are interested in. Discover their favorite topic or genre (fairytales, adventure, science, technology, animals, etc.)

Non-book Reading

Encourage reading together with your family anywhere and everywhere! Here are some examples of places and things that have text that you or your child can read out-loud and discuss: flyers and bills in the mail, billboards, street signs, store ads, receipts, cereal boxes and other food labels, instruction manuals, words on TV, computer, or tablet.

○ How do I help them while they are reading? ○



The Do's

- 👍 Help sound out words by "chunking" (des·per·at·ely)
- 👍 Help sound out words by trying different sounds (invite)
- 👍 Give them time to try
- 👍 Ask questions for informational text: Who? What When? Where? Why? How?
- 👍 Ask questions for fiction: Main characters? Problem? Solution? Lesson?
- 👍 Be positive. Say "great job" and "try again"
- 👍 Read together
- 👍 Reread a phrase or sentence to them and have them repeat.
- 👍 Use expression .!/? and try different voices.
- 👍 Enjoy reading


Write about it!

Help your kids write their own story or play. Help them write a script and act it out. Write down some of your family's favorite recipes and start creating your own cookbook. To keep it simple, have them write a sentence or two about what they read at home.



The Don'ts

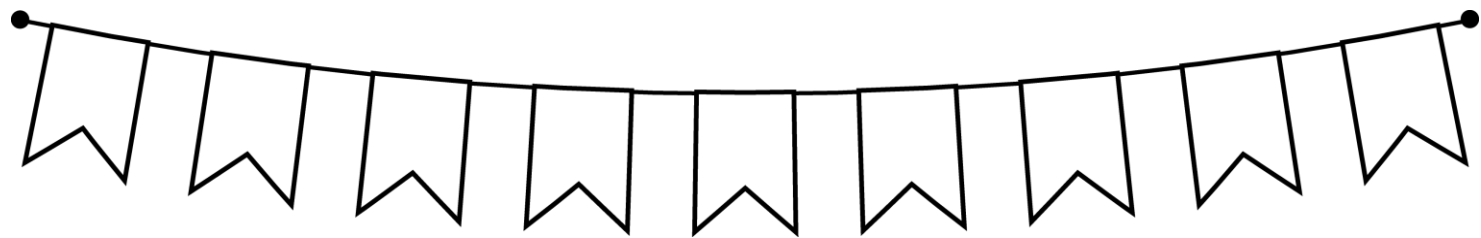
- 👎 Pick books that are too easy or too hard
- 👎 Let them get frustrated
- 👎 Cut them off
- 👎 Rush their reading
- 👎 Set a concrete time to finish
- 👎 Let them go on reading for too long without checking for understanding
- 👎 Assume they don't need help
- 👎 Force them and make it a chore



Be a Reading Role Model

Your kids look up to you. They will model your every move. This includes your reading habits too! Make it known that you are actively reading. Pick up a book, magazine, or read from the computer or tablet. They will notice and most likely ask you about it.





Interactive Links to Explore at Home

FREE books

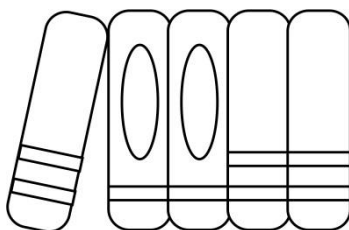
- <http://www.storylineonline.net/>
- <http://www.magickeys.com/books/>
- <https://freekidsbooks.org/>

Poetry

- <http://www.poetry4kids.com/poems>
- <http://pbskids.org/arthur/games/poetry/next.html>

Games

- <http://www.abcya.com/>
- <http://www.spellingcity.com/spelling-games-vocabulary-games.html>
- <http://www.funbrain.com/words.html>



Created by Stephanie Reyna

This parent letter is intended for classroom and personal use only.

Check out my TPT store:

<https://www.teacherspayteachers.com/Store/Stephanie-Reyna>

Clipart and Graphics provided by:

- Office.com
- <https://www.teacherspayteachers.com/Store/Sonya-Dehart-Design>
- <http://www.teacherspayteachers.com/Store/Revidevi>
- <https://www.teacherspayteachers.com/Store/Krista-Wallden>
- <http://www.teacherspayteachers.com/Store/The-Painted-Crow>
- <https://www.teacherspayteachers.com/Store/Miss-Giraffe>